

Come On In! The Library is a friendly place for children with special needs.



*Picture Communication Symbol ©1981-2011
by Mayer-Johnson LLC.
All rights reserved worldwide.
Used with permission.*

This social story is written to help children prepare for their visit to Skokie Public Library. It can be viewed online by clicking the mouse to go to the next page. It may also be printed out and stapled into a booklet.

The Library thanks Niles Township District for Special Education for their assistance in writing this story.

Skokie Public Library Trustees: Diana Hunter,
President/President Emerita; John Graham, Vice President;
Zelda Rich, Secretary; Richard Basofin; Susan Greer; Karen
Parrilli; John M. Wozniak
Director: Carolyn A. Anthony



Skokie Public Library

5215 Oakton Street

Skokie, Illinois 60077

847.673.7774 / 847.673.7797 fax

www.skokielifrary.info



**Niles Township District
for Special Education #807**

Lincolnwood • Morton Grove • Niles • Skokie

I Can Go to Skokie Public Library




About the Library



Skokie Public Library is a place where I can go to read, play, learn, and have fun.

Librarian

When I need help, I ask a librarian.



The librarian at the desk can help me find the books and movies I like. If I get lost the librarian will help me find my grown-up.

What I Can Do at the Library

When I go to the Library I can do many things:



read books



listen to music



play with toys



look at art

What I Can Do at the Library

Crafts

If I want to make a craft, I ask the librarian.




The librarian gives me a craft packet that I take into the Craft Room. I read the directions on the wall so I know how to make my craft. I clean up after myself.

What I Can Do at the Library

Games

If I want to play a game, I ask the librarian.



The librarian gives me a bag of game pieces that I take into the Craft Room. I use the pieces to play the games. Then I bring the bag back to the librarian.

What I Can Do at the Library


Computer Games



There are some computers that I can use on my own. I'm allowed to use them for 20-30 minutes. When my time is up, I let the next person take a turn.

What I Can Do at the Library


Internet Computers



If I want to use the Internet, I go to the Computer Lab and give my library card or school ID to the person behind the desk. I'm allowed to use the computer for one hour. If nobody is waiting, I can use the computer for two hours. When my time is up, I take my card and leave.


What I Can Do at the Library

Programs



On special days I can go to a program. The program will be in a room or outside with many people. I sit down to watch the show. I follow directions if there is a teacher.

My Library Card



If I live in Skokie I can get a Library card for free when I learn how to write my first and last name. When I get my Library card, I write my name on it and keep it in a safe place.

What I Can Borrow from the Library

I use my Library card to borrow fun things. These are some of the items I can check out.



books



movies



puppets

What I Can Borrow from the Library

These are more things I can check out.



Playaways



video games



music CDs

How I Check Out

Checking Out with a Clerk

I need to check out what I want to borrow before I leave the Library. These are the steps I follow:

1. I go to the Circulation Desk. I may need to wait in line for someone to help me.
2. I give the clerk my Library card and the things I'm checking out.
3. I wait for the clerk to scan my books and other items.
4. I take my Library card and receipt from the clerk. The receipt tells me when to bring my items back to the Library.



How I Check Out

Checking Out by Myself

If I want to, I can check out my things by myself. These are the steps that I follow:

1. I hold my Library card barcode under the red light.
2. I place my items on the machine one at a time.
3. I wait for the ding sound before putting the next item on the machine.
4. If I have a movie or video game, I unlock it myself.
5. When I've checked out everything, I press "print receipt."



Returning Things to the Library

When I am finished with what I borrow I return everything to the Library.



I put books in the Youth slot one at a time. I put music, movies, and games in the audio-visual slot one at a time.

Returning Things to the Library



I can also return items in the automatic check in machine. I wait for the green light and place them on the belt one at a time. When they are all gone, I can push the button and get a receipt to show I returned everything on time.

Now I Know What to Do at the Library



I am looking forward to my next visit to the Library!