

**SKOKIE PUBLIC LIBRARY
ACKNOWLEDGMENT OF ADDENDUM
REQUEST FOR QUALIFICATIONS FOR ARCHITECTURAL SERVICES
ADDENDUM 3**

**FOR REQUEST FOR QUALIFICATIONS FOR ARCHITECTURAL SERVICES
FOR SKOKIE PUBLIC LIBRARY**

THE REQUEST FOR QUALIFICATIONS FOR ARCHITECTURAL SERVICES ADDENDUM 3 IS ISSUED BY SKOKIE PUBLIC LIBRARY THROUGH THE LIBRARY'S WEBSITE. THE ADDENDUM SHALL BE MADE A PART OF THE QUALIFICATIONS DOCUMENT FOR ARCHITECTURAL SERVICES. ARCHITECTS SHALL ACKNOWLEDGE RECEIPT OF THIS ADDENDUM BY SIGNING AND SUBMITTING THIS ADDENDUM ACKNOWLEDGEMENT FORM. FAILURE TO ACKNOWLEDGE RECEIPT OF THE ADDENDUM MAY BE CAUSE FOR REJECTION OF THE QUALIFICATIONS SUBMISSION.

When submitting all Qualifications, this Addendum Acknowledgment Form must be included in the Qualification submittal.

This Addendum No. 3 consists of 4 pages and has the following information to be incorporated into the Qualification submittal.

1. Please see the attached three drawings of the existing project site. Responding firms may rely on the attached drawings for the limited purpose of preparing their proposals, but, if selected as the architect for this project, shall not rely on the enclosed drawings in preparing instruments of service, and instead shall independently verify and field measure for its own drawings.

I hereby acknowledge receipt of documents pertaining to the above-referenced Request for Qualifications.

Company Name: _____

Contact Person: _____

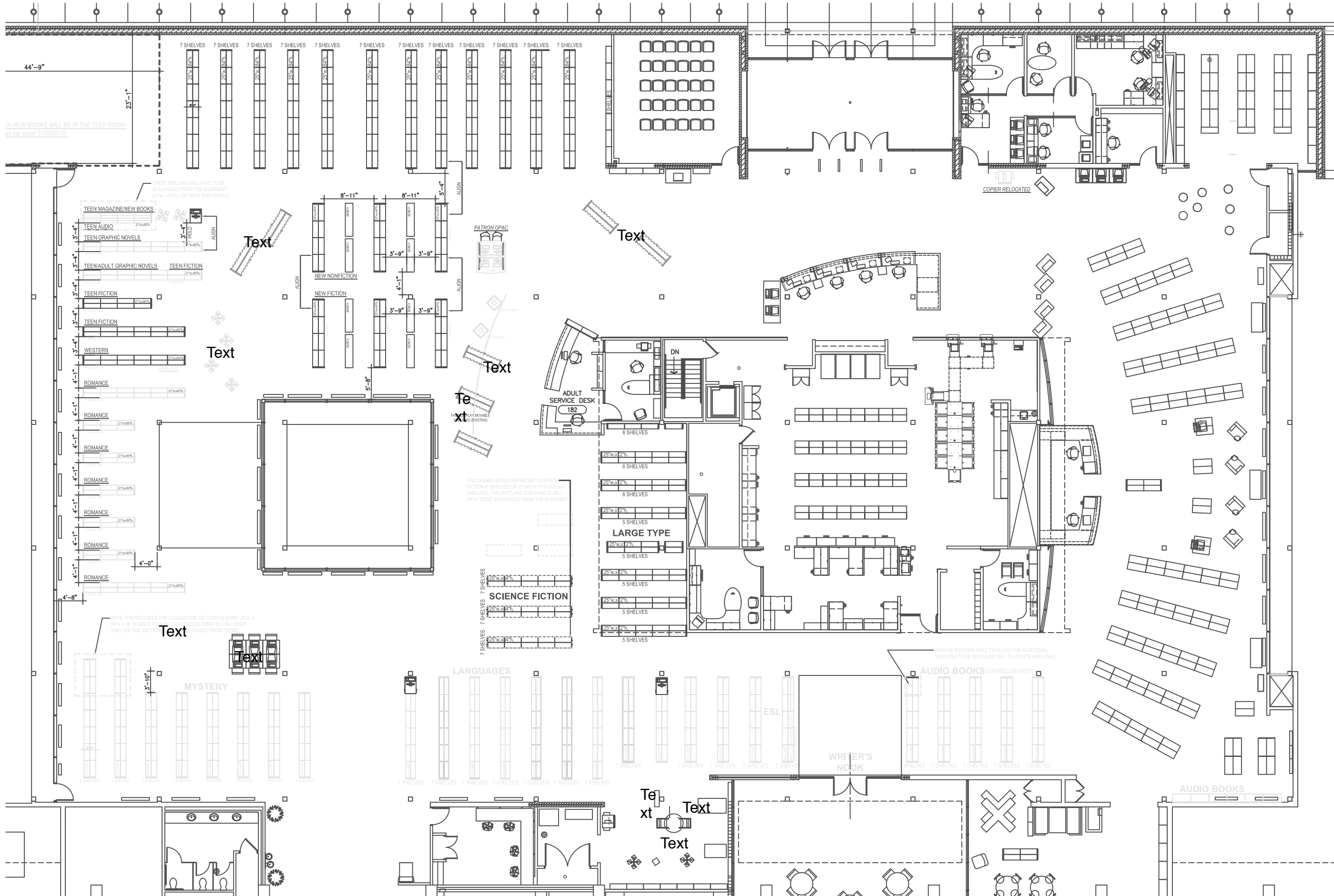
Address: _____

City: _____ State: _____ Zip Code: _____

Phone: (____) _____ Fax: (____) _____

Email: _____

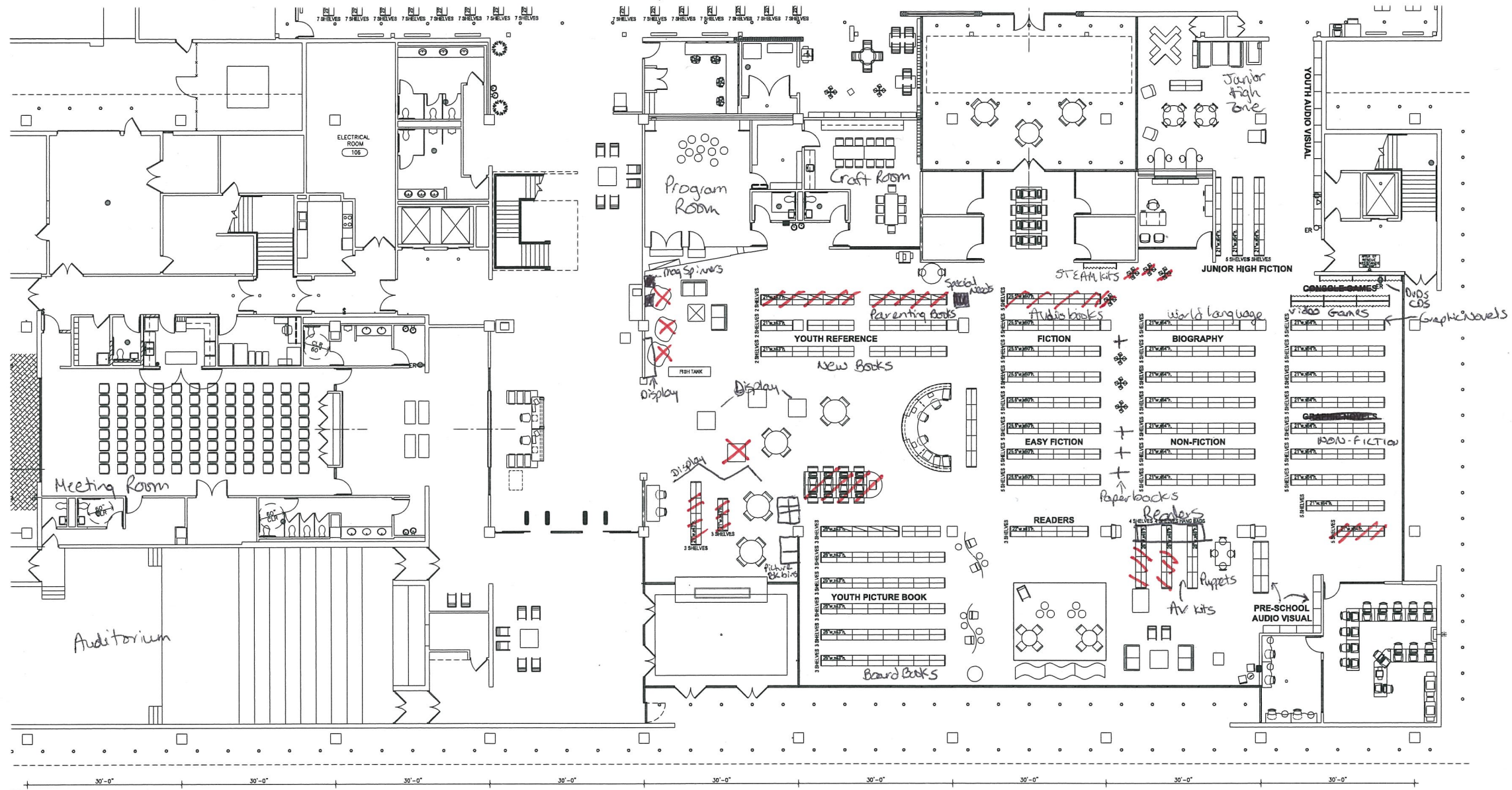
Signature: _____ Date: _____



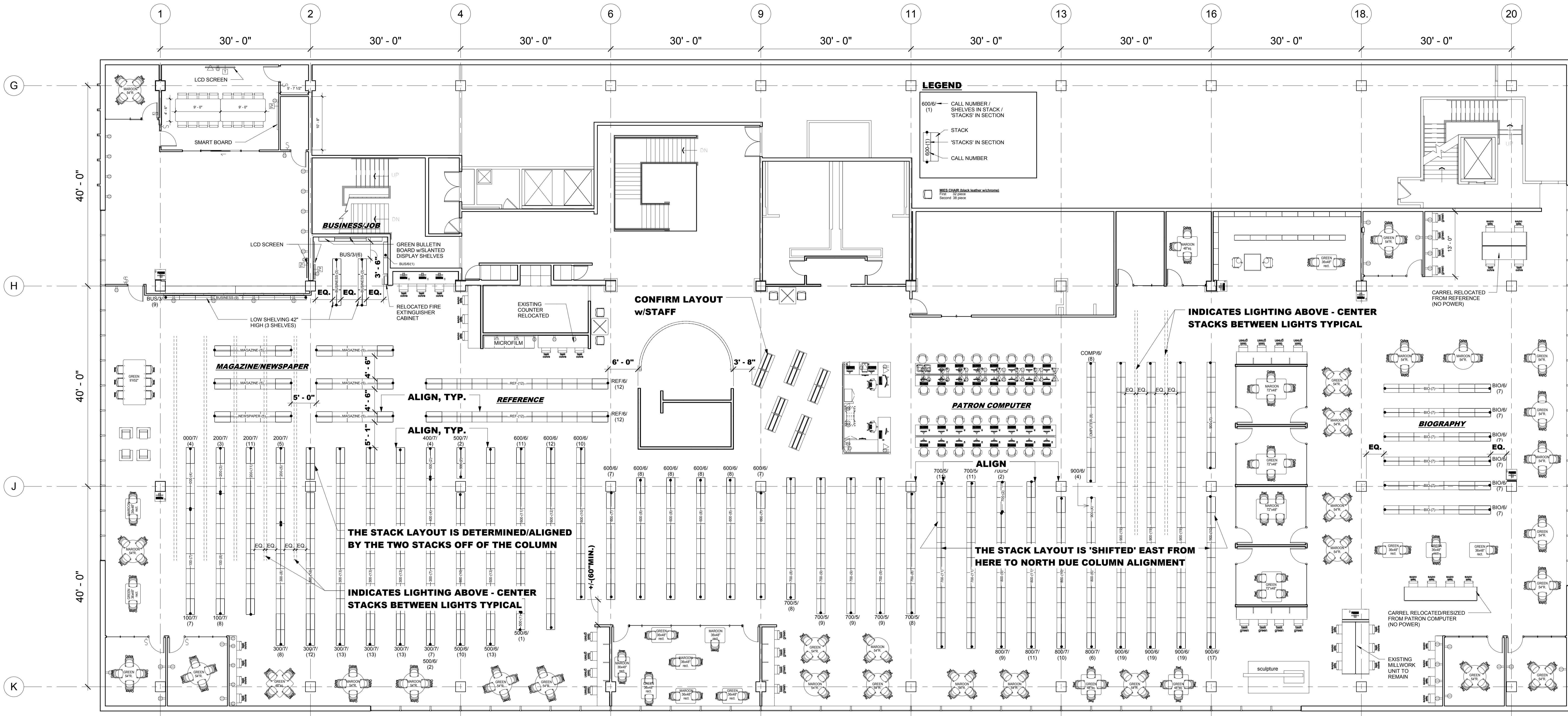
SKOKIE PUBLIC LIBRARY
 FIRST FLOOR (WEST) STACK LAYOUT **OPTION F**

2013.06.28





SKOKIE PUBLIC LIBRARY
 FIRST FLOOR (EAST) - Youth Services
 2013.02.07



LEGEND

- 600/6/ (1) → CALL NUMBER / SHELVES IN STACK / 'STACKS' IN SECTION
- STACK 'STACKS' IN SECTION
- CALL NUMBER
- MES. CHAIR Black leather w/chrome
First 32 piece
Second 36 piece

CONFIRM LAYOUT w/STAFF

INDICATES LIGHTING ABOVE - CENTER STACKS BETWEEN LIGHTS TYPICAL

THE STACK LAYOUT IS DETERMINED/ALIGNED BY THE TWO STACKS OFF OF THE COLUMN

THE STACK LAYOUT IS 'SHIFTED' EAST FROM HERE TO NORTH DUE COLUMN ALIGNMENT

1 PROPOSED FURNITURE & STACK LAYOUT - 2ND FLOOR
1/8" = 1'-0" APRIL 25, 2012

Key Plan

Professional Seals

No. Revision Description YYYY-MM-DD

No. Issue Description YYYY-MM-DD
 ISSUE FOR LAYOUT REVIEW APRIL 13 2012
 REVISED STACK LAYOUT APRIL 16 2012
 ISSUE STACK LAYOUT MAY 23 2012

Drawn by _____ Reviewed by _____

Project No. _____

Sheet Title
**SECOND FLOOR
 2ND FLR. FURNITURE**

Original drawing is 48 x 36 Do not scale contents of this drawing
 Sheet Number

A106